







2VOICE SYSTEM WIRE COMPATIBILITY TABLE


WIRES	MAX. USERS	MONITORS	A MT BETWEEN ENTRY PANEL AND POWER SUPPLY UNIT	B MT BETWEEN POWER SUPPLY UNIT AND MONITOR	Extension*	
	2Voice wire	128	Colour	200	200	800
			B/W	200	200	800
	White/red double diameter 0.6 m without sheath	64	Colour	100	150	600
			B/W	100	125	600
	CAT5 UTP (1 twisted pair)	64	Colour	100	125	800
			B/W	100	75	800
	HV05-F rubber covered 1.5 mm ²	128	Colour	50	125	300
			B/W	50	125	300
	Urmet wire 7057/235 blue/red	64	Colour	50	125	300
			B/W	50	125	300
	Single wire cross-section area 1 mm ² *	32	Colour	50	75	150
			B/W	50	75	150

* Extension is the sum of all cabled segments both in apartment and in riser column to the entry panel. When using multipolar cables, NEVER short-circuit several conductors to increase the wire cross-section area.

* Single cables must be installed in tube with maximum diameter of 32 mm.



Distance A



Distance B

